

HOW TO ENTER THE 2027 WINTER SPINE



What's staying the same

Entry is first come, first served! Fastest fingers first.

What's new

A virtual queue will smooth the entry process

- The queue automatically manages demand and prevents entry spikes
- It is automated
- No refreshing is required
- Mobile and desktop behave the same way

This change is designed to make entry smoother at peak demand.

What you need to do when entries open

1. Go to the race page and click the race you want to enter
2. You will be automatically placed into the queue
3. Do not refresh the page
4. Keep your device awake and connected

Refreshing the page or letting your phone sleep may remove you from the queue.

What to expect while you wait

Typical wait time: 15 to 20 minutes

This is normal

Your place in the queue is held while you wait

When it's your turn

You will be taken automatically to the race entry page

If places are available, you can complete the entry and payment as normal

When it's your turn

You will be offered the option to join the waitlist.

The waitlist is first come, first served

Your position is determined by your place in the original queue

In most years, the majority of people who still want a place are eventually offered one

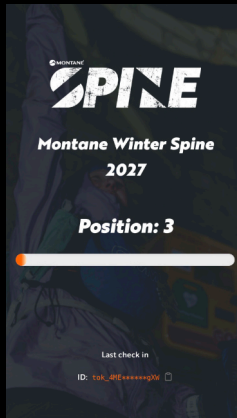
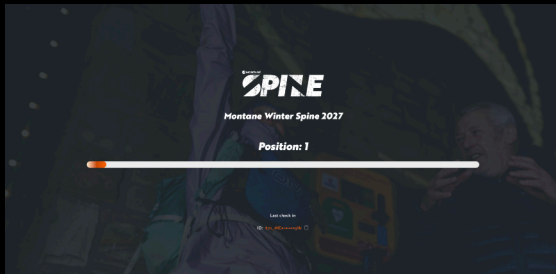
What it will look like →

Desktop

What does it look like

Once you click your chosen race, you'll see a clear queue screen showing your position.

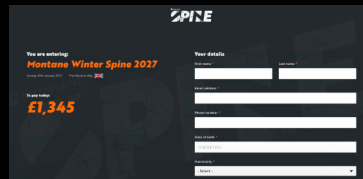
This is the same on mobile and desktop.



Mobile

When the queue ends

When the queue ends, you'll move straight to the standard entry and payment pages.



Entry and Payment Pages



SPINE

WINTER RACES

GOOD LUCK!

We'll see you on the start line.